



Twig rafts



Use twigs, grass, fallen petals and leaves to build your raft

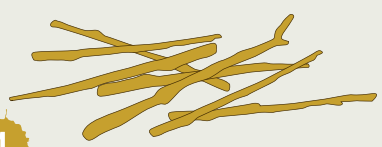
Twig rafts

You will need:

- Twigs
- Long grass or string
- Fallen petals
- Leaves

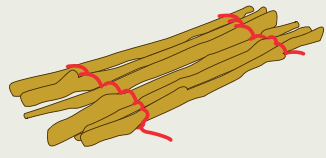
1

Collect some twigs that are about the same length.



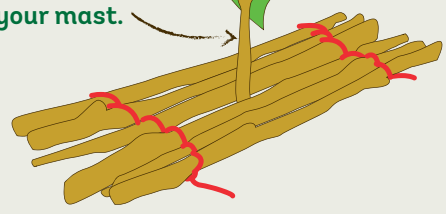
2

Place them in a line and secure them together using the string (or long grass).



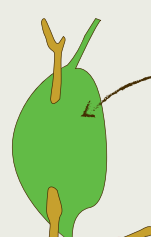
3

Choose another straight stick and slot it into the base. This is your mast.



4

Make a sail from petals or leaves and attach it to the mast.



Always take care around water!

5

Try your raft out on a puddle or pond. Does it float?

Try adding pebbles to your raft – how many can it carry before it sinks?

Feel free to copy and share this for personal and educational use – and don't forget there are loads more brilliant activities to download on our website!

woodlandtrust.org.uk/naturedetectives | 0330 333 5301 | naturedetectives@woodlandtrust.org.uk

f Search for 'nature detectives' | t #NatureDetectives

© Made in 2016 by the Woodland Trust (registered charity nos 294344 and SC038885)

